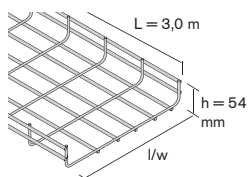


AF2 SE



h = 54 mm, L = 3 m
Autres longueurs sur demande /
Other lengths on request

AISI 304L **AISI 316L**



Type	Larg. Width mm	Charge ¹ Load ¹ 1,5 m	Charge ¹ Load ¹ 2,0 m	Charge ¹ Load ¹ 2,5 m	EZ / EZP			GAC / HDG		
		kg/m	kg/m	kg/m	kg/ml	Code	€/ml	kg/ml	Code	€/ml
AF2- 50 SE	50	25	17	13	0,54	L110013	7,36	0,58	L410013	9,98
AF2-100 SE	100	34	23	17	0,78	L110014	9,16	0,83	L410014	12,39
AF2-150 SE	150	34	23	17	0,92	L110015	11,02	0,99	L410015	14,11
AF2-200 SE	200	36	25	18	1,06	L110016	12,75	1,14	L410016	16,71
AF2-300 SE	300	64	39	29	1,73	L110017	18,39	1,86	L410017	23,98
AF2-400 SE	400	89	49	36	2,60	L110018	25,06	2,79	L410018	34,29
AF2-500 SE	500	105	63	46	3,05	L110019	30,88	3,28	L410019	39,59
AF2-600 SE	600	105	63	46	3,50	L110022	39,24	3,77	L410022	49,00

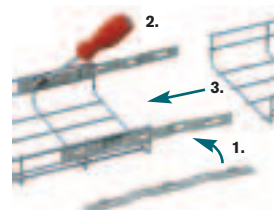
1. Charges maximum admissibles selon CEI 61537

1. Maximum loading capacity according to IEC 61537

Nouveau!

Demande de
brevet en cours
Patent request
in progress

Type	Z 275			GAC / HDG		
	kg/u	Code	€/u	kg/u	Code	€/u
Eclisse rapide COBRA						
Quick Splice COBRA	0,097	211008	3,40	0,098	411008	4,90



Supports compatibles / System Components



ACROSTRUT


FILASTRUT

KWIKSTRUT

CLA, CMA
CCLA, ZCMA

EDF

Accessoires / Accessories

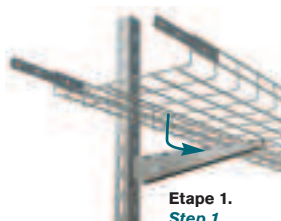


A1 - A5

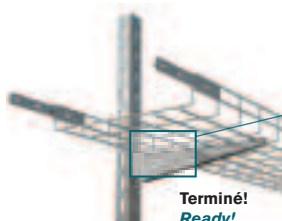
Suspentes
BracketsCouvertres
CoversCornières de
Séparation
DividersCoudes
BendsCisaille
Wire Cutter

Nouveau!

Console Acrostrut pour installation
rapide sans outils ! Voir chapitre
«Systèmes de Supports»
**ACROSTRUT – for quick
installation without tools!**
See chapter »Bracketry«



Etape 1.
Step 1.



Terminé!
Ready!

